


FACT SHEET

FOURTH QUARTER 2020

FINANCIAL SUMMARY

\$2,560M Commerce Revenues	+	\$1,414M Fintech Revenues
\$3,973M Total Net Revenues		

-  **\$20.9 B** in GMV
-  **719.3 M** Items Sold
-  **649.2 M** SI Shipped
-  **+94 %** ME Penetration



SINCE INCEPTION...

31.5M
Credits
Granted




15.0M
Asset Mgmt
Users

9.5M
MPOS
Devices Sold

14M
Prepaid Cards
Distributed

DEMOCRATIZING COMMERCE AND PAYMENTS



-  **\$49.8 B** in TPV
-  **1.9B** in TPN
-  **\$1.2 B** in Credits Originations